

drytek PRO

EASY INSTALLATION



USER INTERFACE



EXPANDABILITY



VERSATILITY




Dry running protection without probes? drytek

DRYTEK PRO protects the electric pump against dry running by the power factor control integrated in the microprocessor. Thanks to the display and the available expansions it helps **saving installation time** and reducing service costs.



UNIQUE APP



RS485
(Optional)



POWER FACTOR



POWER FACTOR CONTROL

Dry running protection without use of level probes

MULTIFUNCTION DISPLAY

Display and programming of parameters from multi-language LCD display

PROGRAMMABLE RESTARTS

Programmable restart times from dry running protection

RELIABLE

Integrates accurate protection systems

APPLICATIONS

PRESSURISATION

FILLING

EMPTYING

DRAINAGE

CONNECTIVITY

BMS FREE VOLTAGE CONTACTS MODULE

BLUETOOTH WI-FI MODULE FOR APP

RS485 MODBUS MODULE

TECHNICAL FEATURES

FUNCTIONS

- LCD display showing: voltage, current, power factor, hours of operation, number of starts, motor status and alarms
- AUTOMATIC - 0 (standby) - MANUAL selector (fixed or pulse)
- Language settings (Italian, English, French, Spanish, German)
- Anti-seize autotest (programmable)
- Dry running protection by power factor control
- Up to 4 control inputs: level probes/floats/pressure switches
- Clicson inputs with automatic reset (can be disabled)
- Inputs inversion (from normally open to normally closed)
- Automatic reset for minimum power factor alarm settable with 4 times
- Manual button operation (fixed or pulse)
- Provision for run capacitors on single-phase model (not included)

DRYTEK PRO 2 ADDITIONAL FUNCTIONS

- Duty standby (can be disabled)
- Immediate motor changeover in case of fault

VERSIONS

- Power supply 1phase 100-240Vac 50/60Hz
- Power supply 3phase 310-450Vac 50/60Hz

CONTROLS

- Electronic control of minimum and maximum voltage
- Electronic control of maximum motor current
- Dry running control by power factor
- Failure or incorrect phase sequence control on power supply input (can be disabled)

ALARMS

- Alarms reported: voltage status, levels, motor overload, minimum power factor, motor clicson
- Alarm output contacts

PROTECTIONS

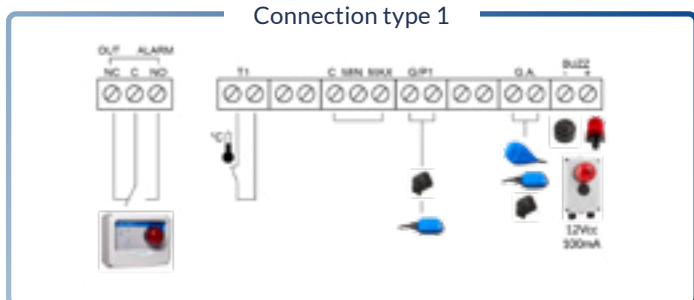
- Auxiliary and motor protection fuses
- Isolator (except for NB code)
- Box in ABS, IP55

MODELS AND CONNECTION DIAGRAMS

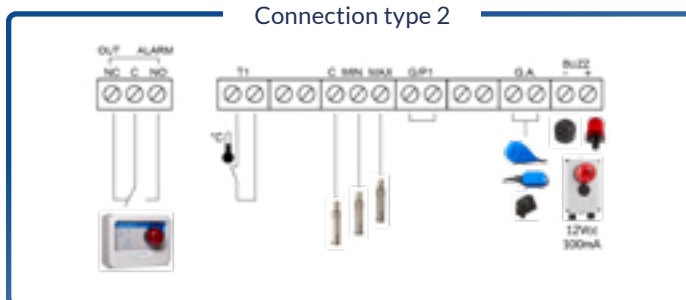
drytek PRO 1

Code	Model	Voltage	Max power		Current		Box		Weight
			Kw	Hp	Range	Max	Mod.	Material	
11001NB	DRYTEK PRO 1-Mono (no switch interlocking door)	1~230 V	2,2	3	0-18 A	18 A	P1	Plastic	1.2
11001	DRYTEK PRO 1-Mono	1~230 V	2,2	3	0-18 A	18 A	P2	Plastic	1.5
11004	DRYTEK PRO 1-Tri/7,5	3~400 V	7,5	10	0-18 A	18 A	P2	Plastic	2.3
11005	DRYTEK PRO 1-Tri/11	3~400 V	11	15	0-25 A	25 A	P2	Plastic	2.5
11006	DRYTEK PRO 1-Tri/15	3~400 V	15	20	0-32 A	32 A	P2	Plastic	3

Connection type 1



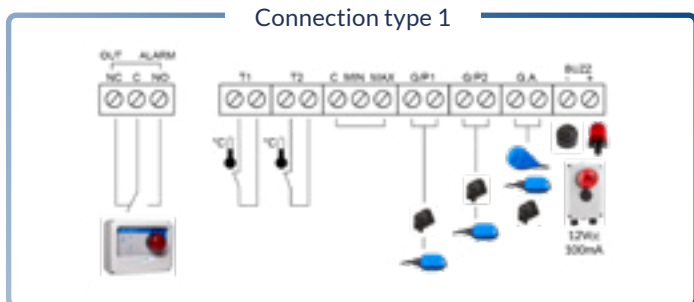
Connection type 2



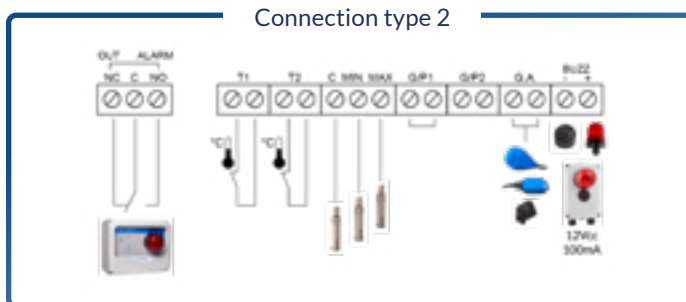
drytek PRO 2

Code	Model	Voltage	Max power		Current		Box		Weight
			Kw	Hp	Range	Max	Mod.	Material	
12001NB	DRYTEK PRO 2-Mono (no switch interlocking door)	1~230 V	2,2	3	0-18 A	18 A	P1	Plastic	1.2
12001	DRYTEK PRO 2-Mono	1~230 V	2,2	3	0-18 A	18 A	P2	Plastic	1.5
12004	DRYTEK PRO 2-Tri/7,5	3~400 V	7,5	10	0-16 A	16 A	P2	Plastic	2.5
12005	DRYTEK PRO 2-Tri/11	3~400 V	11	15	0-25 A	25 A	P2	Plastic	3
12006	DRYTEK PRO 2-Tri/15	3~400 V	15	20	0-32 A	32 A	P2	Plastic	3.5

Connection type 1



Connection type 2




ACCESSORIES

Code	Model	Description
98007	K3SL	Kit of 3 level probes (electrodes)
99050	PM/5	Pressure switch 1-5 bar
99051	PM/12	Pressure switch 3-12 bar
98003.012	AA-12Vdc	Acoustic alarm 90 dB 12Vdc
98004.012	LL-12Vac/dc	Flashing alarm 12V AC/DC
98022	FE	Emergency pushbutton
98029	DT	Daily timer with switch-riders
98030	WT	Weekly digital timer
98032	TPL	Pause/work timer
98033	CI24Vac	External 24Vac input for activation/deactivation of the motor
98033A	CI230Vac	External 230Vac input for activation/deactivation of the motor



EXPANSIONS

Code	Model	Description
98102	PRO-XPS	PROXPS RS485 Modbus module
98103	PRO-SL	PRO-SL level probe module
98104	PRO-H2O	PRO-SL H2O Oil Chamber Water Presence Module
98105	PRO-6DO	BMS dry contacts module
98106	PRO-DBT	PRODBT buffer battery module
98107	PRO-WiFi	Bluetooth wi-fi module for App PROXPS-WiFi / BT



RELATED PRODUCTS

Code	Model	Description
99034	FLO 10	Float switch with neoprene cable length 10 m
99036	DROP 10	Variable float switch with neoprene cable length 10 m
99039	SHELL	Counterweight
01503	FLASH 12	Acoustic/visual alarm panel
01500	UNIT ALARM 1	Acoustic alarm panel with buffer battery
01501	UNIT ALARM 2	Acoustic/visual alarm panel with buffer battery
01502	UNIT ALARM GSM	Acoustic/visual alarm panel with buffer battery and GSM kit
pag. 54	MANIFOLD	Stainless steel manifolds
97007	E-KIOSK	Polyethylene panel column



MODELS

